

Marine Science major assessment matrix – 2nd and 3rd year courses.











Courses	Enrolled	W1	W2	W3	W4	W5	W6	W7	W8	SB	W9	W10	W11	W12	W13	Final%
BIOL2006	154	*10%	*10%			10%							20%			50
BIOL2010	201		3.3%		3.3%		3.3%	17.50%	3.3% 15%-2500			3.3%		3.3%	15%-2500	32.5
BIOL2015	64									20%			30%		50%-2000	
¥MARS2014	102		2.5%	10%-nl		20%			2.5%			5%			20%-1500	40
BIOL2202	383				5%	20%	5%-500		5% 5%-500			5% 5%-500		5% 5%-500		40
BIOL2203	86			3.75%			3.75%		10% 15%-250		3.75%	20%-nl		3.75%		40
BIOL2204	173		3.1%			3.1%		25% 3.1%	3.1%		3.1%		3.1%	3.1%	3.1%	50
BIOL3215	51			5%					25%-3000					20%-1500		50
BIOL3219	70							25%-800							25%-800	50
BIOL3226	11					20%-1500				10.0%			30%-2500			40
BIOL3206	69												30%-3000	20%		50
BIOL3211	54								50%		10%			40%		
BIOL3216	26				5%			5%				25%-nl	5%	5%		55
¥MARS3200	52			10%			30%		10%			10%		25% 15%-600		

*The assessment is run throughout the semester

nl: no limit

SB: semester break

¥courses with contributions from other schools

	Sem I
	Sem II
	prac report <500 words
	mid-semester exam
	writing
	communication (web page, notebook)
	field work
	problem solving
	quiz/in-class questions
	oral/discussion/workshop